

RINGWOOD

CELTICS



HOW TO REGISTER AND PAY FEES ONLINE

From the Winter Season 2018, registration payments can now be made via the online registration system. This is the new method of payment for all registrations.

To complete your registration and pay your fees online, please follow the steps below.

Step 1: Go to ringwoodceltics.net.au

Step 2: Click on the “*Join The Celtics*” button on the homepage.

Register now for Winter 2018

[Join The Celtics ›](#)

Step 3: Scroll down and click the “*Register Online*” button.

Registration

Registering online is quick, easy, and convenient. You don't need to print or return any forms.

[Register Online ›](#)

Step 4: If you remember your username and password from previous seasons, use this option. Otherwise click the “I am registering to this Club for the first time” option. Either option is fine to use.

I have an existing relationship with this club and know my username and password

I would like to request my username and password

I am registering to this Club for the first time

Step 5: Follow the prompts and enter the required information to complete your registration.

Step 6: Once you have entered all the required information, click the “I have read and agree to the Terms and Conditions” box and then click the “Confirm” button.

PLEASE NOTE: the name does say Summer 2015/16 – Registration – this is an error from the association, so ignore this.

Select	Name	Cost
Registration		
Yes	Summer 2015/16 - Registration	\$76.88

I the parent/guardian hereby give permission for the club to use their image and/or first name only for the photo gallery on the Celtics Website.

Please note any information disclosed on this form will be kept confidential

I have read and agree to the Terms and Conditions

SportsTG Pty Ltd (STG) powers the platform used by your sporting organisation to process on-line registrations. As such, STG would like you to be familiar with our [Privacy Policy](#), which describes our practices in connection with information collected through all our services, noting that STG does not use information collected by your sporting organisation, other than in providing services to your sporting organisation.

Payments made online with American Express will incur an additional 1.2% surcharge.

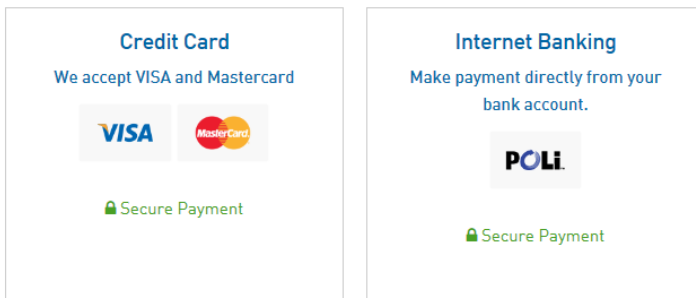
Confirm

YOU CAN NOW USE THE SAME SYSTEM TO PAY YOUR REGISTRATION ONLINE!

(This option is now available, unlike previous seasons).

Step 7: Once you have clicked the “Confirm” button (Step 6), the next page will provide you with options for paying online. Scroll down to the bottom of the page to select an option.

Select your payment method



Pay Later

You can pay for this registration at a later date.

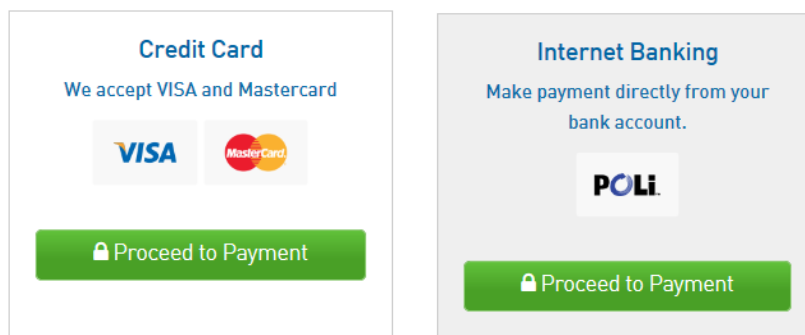
Your registration information will be saved and a payment link will be emailed to you. Note, you may not be able to participate until payment has been made.

[Click here to pay later](#)

Step 8: There are 3 options

1. Pay via credit card (Visa or Mastercard)
2. Pay directly from your bank account
3. Pay at a later date (payment must be received before the season starts)

Step 9: Click on your preferred payment method and then click “Proceed to Payment” (or select “Click here to pay later”)



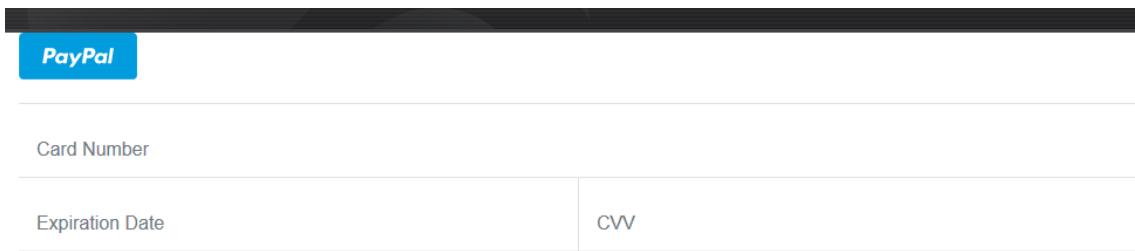
Pay Later

You can pay for this registration at a later date.

Your registration information will be saved and a payment link will be emailed to you. Note, you may not be able to participate until payment has been made.

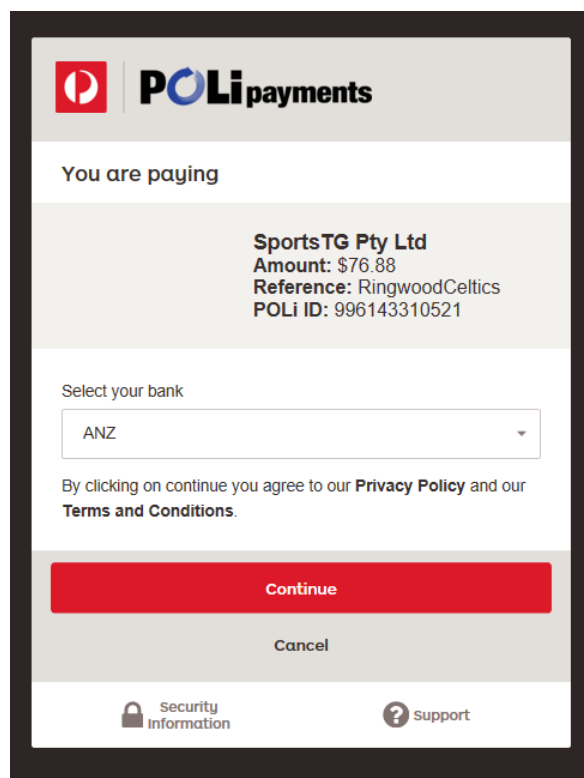
[Click here to pay later](#)

For Credit Card Payments: Enter your credit card details and click the “Pay” button.



The image shows a PayPal payment form. At the top left is a blue button with the text "PayPal". Below it are three input fields: "Card Number", "Expiration Date", and "CWV".

For Bank Transfer Payments: Select your bank from the list provided and follow the prompts.



The image shows a mobile app interface for POLi payments. At the top is the POLi logo. Below it, the text "You are paying" is displayed. The payment details are: "SportsTG Pty Ltd", "Amount: \$76.88", "Reference: RingwoodCeltics", and "POLi ID: 996143310521". There is a dropdown menu for "Select your bank" with "ANZ" selected. Below the dropdown, it says "By clicking on continue you agree to our Privacy Policy and our Terms and Conditions." There are two buttons: a red "Continue" button and a grey "Cancel" button. At the bottom, there are links for "Security information" and "Support".

For “Pay Later” Payments: Remember your username and password - you can log back into the system anytime to pay your registrations fees.

**YOU HAVE NOW COMPLETED BOTH THE
REGISTRATION AND PAYMENT FOR THE UPCOMING SEASON!**

If you have any issues with the system,
please contact Ash on 0400 868 049 or ash_zuccolo@hotmail.com